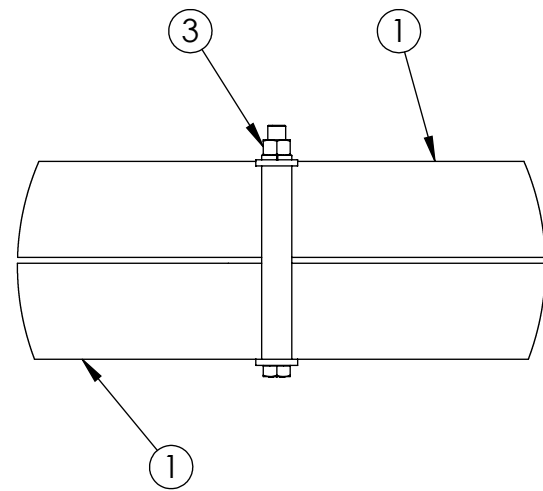


ITEM NO.	PART NUMBER	DESCRIPTION	DESCRIPTION 2	QTY
1	XBR40001860322	X-BRACE ASSEMBLY, SERIES 4000	234.2 in	2
2	BMB-042	HARDWARE KIT, X-BRACE	HD TEE	4
3	BMB-038	HARDWARE KIT, CENTER CLAMP	HD	1

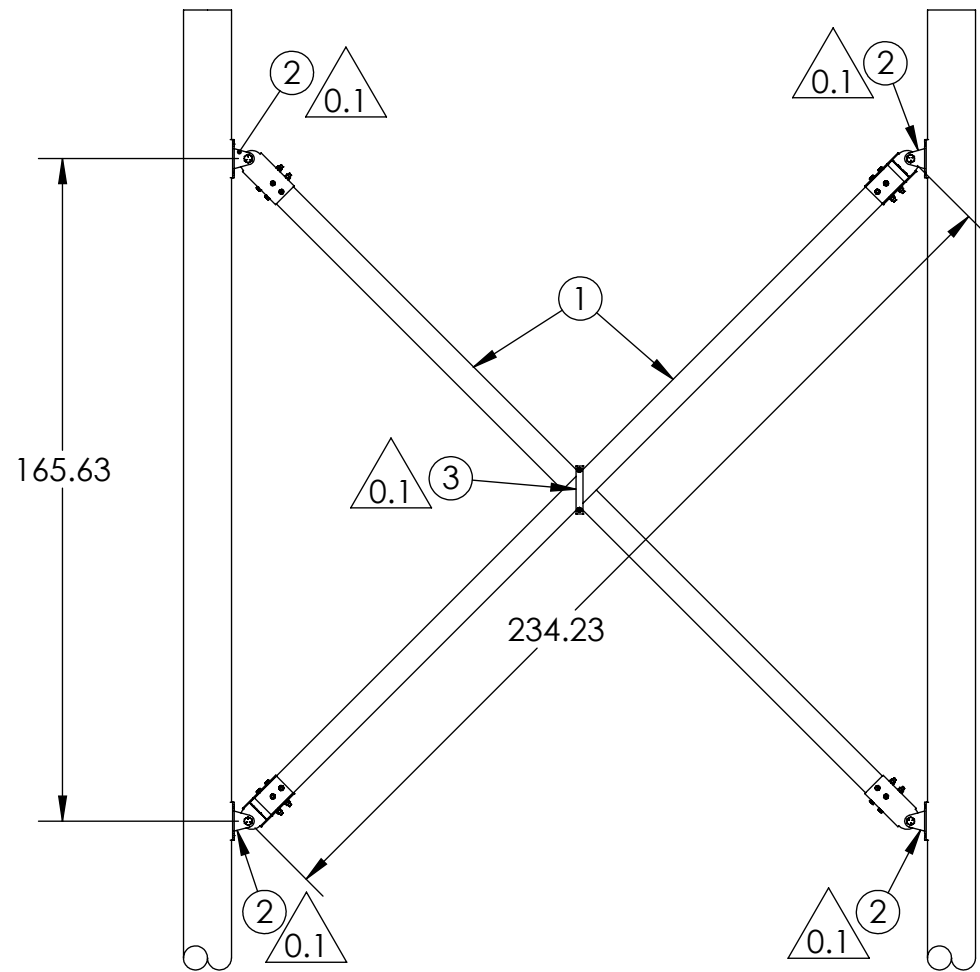
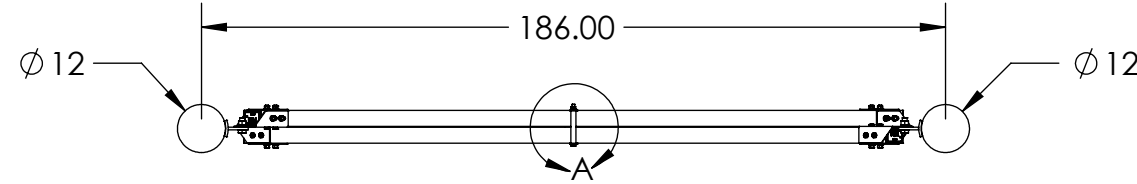
0.1

PUPI[®]
www.pupicrossarms.com

REVISIONS			
REV.	DESCRIPTION	DATE	INITIALS
0.1	REPLACE HARDWARE COMPONENTS WITH HARDWARE KITS	2013-12-30	RAF



DETAIL A
SCALE 1 : 8



NOTES:
1. ILLUSTRATION AS SHOWN WITH ϕ 12" POLES. CUSTOMER TO VERIFY FOR PROPER FIT FOR X-BRACES.

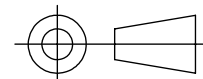
-----UNLESS OTHERWISE SPECIFIED-----
DIMENSIONS ARE IN INCHES
INTERPRET DIM AND TOL PER ASME Y14.5-2009
ANGULAR: MACH $\pm 2^\circ$
BEND $\pm 2^\circ$
TWO PLACE DECIMAL ± 0.02
THREE PLACE DECIMAL ± 0.005


PROPRIETARY AND CONFIDENTIAL
THE INFORMATION CONTAINED IN THIS DRAWING IS
THE SOLE PROPERTY OF GEOTEK. ANY REPRODUCTION
IN PART OR AS A WHOLE WITHOUT THE WRITTEN
PERMISSION OF GEOTEK IS PROHIBITED.

STATE:	RELEASED	2014-01-03
DRAWN:	RAF	2013-05-07
CHECKED:	BRH	2014-01-03
APPROVED:	BRH	2014-01-03
MATERIAL:		

FINISH:
REPLACES:

THIRD ANGLE PROJECTION



	1421 SECOND AVE NW STEWARTVILLE, MN 55976 (800) 533-1680 www.geotekinc.com
	DESCRIPTION: X-BRACE SYSTEM, SERIES 4000

SIZE:	DWG. NO.	REV:
B	XBR4020186SPX2	0.1
SCALE: 1:48	WEIGHT: 353.26 LBS	SHEET 1 OF 1